

EWE water meter systems

More than just a water meter holder!






Table of contents

EWE - thoroughly tried and tested! 3

Water meter systems - the system 5

Valves for water meter systems 6

Water meter systems 7

Accessories for water meter systems 8

Ball membrane non-return-flow valves (KMR) 9

Flaming-off and sampling valves 10

FLEXORIPP water meter pits 11

EWE - thoroughly tried and tested! Because we're a team.

Our products are our passion. As a team consisting of both managers and employees, we prove that this isn't just a cliché. Quality and continuity form the basis for trusting teamwork. The dedication and skills of each individual allow us to look to the future with self-assurance. Our success is grounded in reliability and the honesty with which we treat our customers. This has made us into a leading supplier of high-quality fittings for the supply of gas and water and the disposal of waste water. And we're proud of it! We're also a 3rd-generation family company.

Production location: Germany

We produce our fittings at our plant in Braunschweig. From design & development through production & quality control to sales & service, all of our processes are realised via one and the same site. This means that we can meet all requirements relating to safety, guidelines, permits, and quality checks at our site and from a single source.

Quality without compromise

DVGW certification and compliance with international guidelines are key when it comes to our fittings. All of our products are subjected to thorough checks and quality controls before being launched on the market. Our quality standards are based on a workforce trained to the highest standards, modern production facilities, and safety and environmental regulations. We use durable, robust materials such as dezincing-resistant brass and stainless steel. This allows us to ensure the quality and sustainability of our products. To protect the environment, we use innovative environmentally friendly materials such as lead-free silicon brass.



Blue Responsibility
Sustainable Water Technology



Reliability and innovation
from a single source

EWE water meter systems

Our products are valued highly by professionals at utility companies and landscape gardening firms. This is because in addition to more than 70 years of experience, we are also motivated by a desire to develop top solutions for the future. When doing so, we draw upon tried-and-tested standards and invest in research and development at our company. Thanks to the modular construction principle, we can offer a wide range of models. We can also provide custom solutions quickly and easily in accordance with your requirements. A wide range of accessories rounds off our water meter systems program. EWE fittings are DVGW-certified, and we observe international guidelines during our production activities.



EWE water meter systems - the system

Our EWE water meter system concept enables outstanding solutions in the most varied of domestic installation situations. Our systems impress users by their unusually high technical standards. The concept wins over users with its high technical standards. The EWE water meter system concept has been developed and perfected by experts over the course of decades. You too can benefit from lower costs combined with top accuracy of fit and high functional reliability.




The modular principle

- The EWE water meter system offers a wide range of installation and connection possibilities.
- Thanks to the flexible modular construction system, we are able to offer a broad model spectrum.
- This ensures rapid availability along with comprehensive system expertise.
- Our perfectly tailored system means that we are ideally prepared to meet your diverse requirements.
- The products are easily combined and are supplied pre-assembled.

Water meter screw connections

- Positive-fitting threaded length compensator
- Made from brass or lead-free silicon brass
- With coupling nut for connection to the water meter
- With octagon for adjustment of length compensator using the coupling nut
- Multi-thread with high pitch for quick length adjustment
- With lock ring and casing with external thread
- Double O-ring seal without dead space



Water meter bracket

- For 1" x 190 mm, 1 1/4" x 260 mm, 2" x 300 mm, 1" x 105 mm, 1 1/4" x 15 mm, and 2" x 200 mm design lengths
- For horizontal and vertical meter installation
- Steel or cast bracket, hot-dip galvanised with additional blue EPC coating, with galvanised screws, washers, and cap nuts
- Alternative stainless steel bracket with stainless steel screws, washers, and cap nuts
- Seam at back giving a good flat fit even on uneven walls
- Low sound transmission
- Practical T-mounting slots



Mountings and seals

Mounting material set

- For water meter systems, included in carton
- With PVC dowels, screws, and washers, in various designs

Water meter seals

- Made from EPDM (for max. 130°C), PE (for max. 40°C), or CE 200 (for max. 200°C)



Valves for water meter systems

Water meter systems are suitable for drinking water. They are available in various designs and dimensions for all common water meters and are thus able to handle the diverse practical conditions found at sites. They are equipped with DVGW-certified ball shut-off valves, Y-type valves, KSR valves, or ball membrane non-return-flow valves.

All fittings have exterior connection sleeves suitable for the EWE O-ring system.



Ball shut-off valve

- Made from hot-pressed brass or lead-free silicon brass
- Ball made from brass, chrome-plated, alternatively from A4 stainless steel, with relief hole to enable circulation around the ball, so free of dead space and less risk of frost damage
- PTFE ball seals
- Octagon-design butterfly grip made from hot-pressed brass
- Full, smooth passage
- Low pressure loss through integrated reducer
- Safe and quick shut-off by means of 90° turn, saving maintenance time




Ball membrane non-return-flow valve

- Made from hot-pressed brass or lead-free silicon brass
- Membrane-controlled non-return-flow valve
- Low-maintenance, springless safety valve
- Can be retrofitted and replaced



Y-type valve

- Made from hot-pressed brass or lead-free silicon brass
- Actuator not in contact with medium, so free of dead space and with smooth actuation
- Rotation reduced by double feed
- Upper section can be retrofitted and replaced



Combined Y-type/check valve (KSR)

- Made from hot-pressed brass or lead-free silicon brass
- One-piece design without loose parts, ensuring easy installation
- Actuator not in contact with medium, so free of dead space and with smooth actuation
- Rotation reduced by double feed
- Teflon-coated brass plunger reduces the risk of deposits
- Upper section can be retrofitted and replaced



Water meter systems

Water meter systems are designed to connect the house installation to the distribution network. They constitute the point of transition from the public supply pipe to the consumer's private consumption system, therefore serving as an interface between the house connection, water meter, and domestic installation. As of the introduction of DIN 1988 ("Codes of practice for drinking water installations"), water meter systems are a fixed part of building services, ensuring the stress-free installation and removal of water meters in and from pipes.



Water meter systems

With ball shut-off valve

- Inflow-side ball shut-off valve, outflow-side screwed connection



With Y-type valve

- Inflow-side Y-type valve, outflow-side screwed connection



With ball shut-off valves

- Inflow-side and outflow-side ball shut-off valves



With ball shut-off valve and KSR valve

- Inflow-side ball shut-off valve, outflow-side KSR valve



With Y-type valves

- Inflow-side and outflow-side Y-valves



With Y-type valve and KSR valve

- Inflow-side Y-type valve, outflow-side KSR valve



With ball shut-off valves and ball membrane non-return-flow valve

- Inflow-side ball shut-off valve, outflow-side ball shut-off valve with ball membrane non-return-flow valve



With Y-type valves and ball membrane non-return-flow valve

- Inflow-side Y-type valve, outflow-side Y-type valve with ball membrane non-return-flow valve



Water meter connection bracket

- With inflow and outflow screwed connection



Accessories for water meter systems

We supply accessories that are perfectly tailored to our water meter systems.

We can also provide custom accessories in accordance with your requirements upon request.



Handles and levers

Hand wheel for reduction gear, butterfly grip, lever grip

- Suitable for EWE water meter ball valves and EWE ball shut-off valves



Replacement upper sections

Upper sections for KSR valves and Y-type valves

- For details, see page 06 - "Valves for water meter systems".



Closing devices

- Suitable for EWE water meter ball valves



Sealing devices

- Sealing pliers, sealing plier inserts, seal wire, seals, seal collars




Screwed connections, adaptors, fitting pieces, and joint pieces

- Various screwed connections for a safe connection to the water meter
- Adaptor for reduction of water meter nominal size
- Fitting piece in place of water meter



Ball membrane non-return-flow valve (KMR)

The EWE KMR is used to prevent back-pressure, backflow, and back-suction of fluids against the desired direction of flow. It has been thoroughly tried and tested in our water meter systems for decades. These valves operate with a very low pressure loss and a high throughput rate. They are also easy to test and replace in installed water meters. The positioning of the KMR in the water meter bracket upstream of the outflow shut-off valve means that there is no need to empty and bleed the water pipe downstream of the non-return-flow valve. This saves time and - above all - costs.



Ball membrane non-return-flow valve

- For nominal sizes from DN 20 to DN 50
- With or without test screw
- Brass valve body, steel valve plug support
- With or without drain
- Available with different threaded connections



Ball membrane non-return-flow valve with flange connection

Ball membrane intermediate flange non-return-flow valve

- For nominal sizes from DN 40 to DN 100
- With broad collar for direct interconnection
- Stainless steel plug support



Ball membrane single flange non-return-flow valve

- For nominal sizes from DN 50 to DN 150
- For interconnection in pipes
- Steel body, EPC-coated
- Stainless steel plug support



Ball membrane flange non-return-flow valve

- For nominal sizes from DN 50 to DN 200
- With 1/2" test plug
- Cast iron body, EPC-coated
- Stainless steel plug support



Flaming-off and sampling valves

The EWE flaming range was developed for use at almost any sampling point. The flaming-off valves are designed for sampling in accordance with standards. The EWE sampling valve also allows the house connection pipe to be flushed and a sample to be taken before the installation of a water meter.

Flaming-off ball cock with mount

- For use in EWE water meter systems with an integrated drain valve



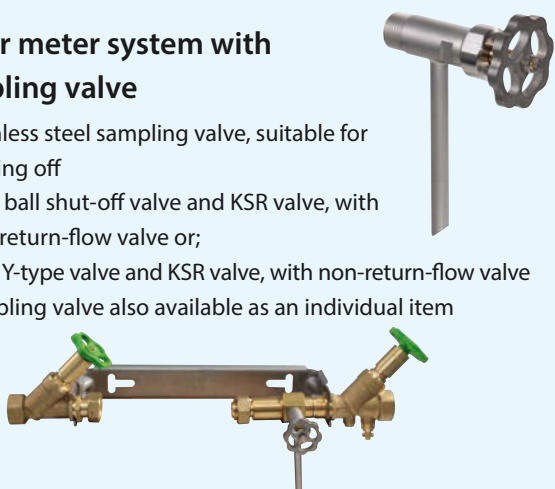
Flaming-off drain valve

- For temporary use to enable flaming off in place of the normal drain valve
- Available with an external thread size of 1/4" or 3/8", with self-sealing O-ring



Water meter system with sampling valve

- Stainless steel sampling valve, suitable for flaming off
- With ball shut-off valve and KSR valve, with non-return-flow valve or;
- With Y-type valve and KSR valve, with non-return-flow valve
- Sampling valve also available as an individual item



Flaming-off set

- Blue plastic case with moulded foam lining, with:
- Flaming-off drain valve with 1/4" thread
- Flaming-off drain valve with 3/8" thread
- Flaming-off ball cock with stainless steel pipe for an integrated drain valve
- Ball cock without stainless steel pipe with internal Rp 1/4" thread
- Hexagon key for hexagon socket head cap screws on flaming-off ball cock
- Pressure gauge



Sampling valve

- In place of the water meter in a water meter system
- For flushing the house connection line, measuring the flow and static pressure, and water sampling
- Brass body
- Inflow external thread for 1" water meter screwed connection
- With pressure gauge
- Built-in flaming-off valve with stainless steel body
- Stainless steel flaming-off pipe
- Ball valve on outflow with GEKA coupling for a flushing hose



FLEXORIPP water meter pits

FLEXORIPP water meter pits are intended for installation in pipe trenches. They can be used in many ways, so as house connections, construction site water connections, in parks and allotments, at camping sites, and in cemeteries. Thanks to its compact size, the FLEXORIPP water meter pit is really easy to install in a pipe trench without extensive excavation work. It is surface-water-proof, hygienically clean, and allows for the frost-free operation of the water meter system and water meter itself. It is not necessary or possible to enter the EWE water meter pit. The EWE water meter system is easy to pull out. The meter can be read and installed/removed easily.

FLEXORIPP water meter pit

- For 1" x 190 mm or 1 1/4" x 260 mm water meters
- Frost-proof thanks to choice of cover depth
- Lead-free water meter systems at the height of the connection line
- In diverse designs with ball cocks, Y-type valves, KSR valves, ball membrane non-return-flow valves, or pressure reducers etc.
- Pit body made from watertight PE with high stability and resilience thanks to full ribs
- One-part design, available in six different sizes, also with a pit pipe that can be flexibly shortened as of a PD of 1.00 m
- Adjustable load-bearing capacity through choice of lid
- Also available with DIBt approval
- TELERIPP enables variable height adjustment up to 250 mm



FLEX pit set

- For the installation of water meters in existing pits
- Available in different designs
- No need to enter the pit following the installation



Garden water meter pit for summer lines

- For pipes with low cover depth
- Enables safe operation of the EWE water meter system and water meter itself
- Not frost-proof



Special pit ø 1000 mm

- Accessible plastic (PE-HD) pit
- Largest internal diameter of 1,000 mm
- With integrated PE-HD/GRP ladder and stainless steel entry aid
- Equipment can be chosen in accordance with individual needs, e.g. with water meter system Q₃ 16 or with multiple water meter systems



Pit hydrant

- For taking water directly at the FLEXORIPP water meter pit
- Frost-resistant thanks to self-draining
- With one to three outlet valves
- Sheath tube protruding 50 cm above the pit lid for all pit cover depths



Wilhelm Ewe GmbH & Co. KG

Volkmaroder Straße 19
38104 Braunschweig, Germany

Phone: +49 531 37005-0

Fax: +49 531 37005-55

info@ewe-armaturen.de

